








	VALUE LINE		UTILITY-DUTY		STANDARD-DUTY		HEAVY-DUTY		TOWABLE/TRAINABLE		FORKLIFTABLE		SELF-DUMPING HOPPERS	
														
	WEIGHT CAPACITY	DIMENSIONS	WEIGHT CAPACITY	DIMENSIONS	WEIGHT CAPACITY	DIMENSIONS	WEIGHT CAPACITY	DIMENSIONS	WEIGHT CAPACITY	DIMENSIONS	WEIGHT CAPACITY	DIMENSIONS	WEIGHT CAPACITY	DIMENSIONS
0.5 CU. YARD	300 LBS.	56.75" (L) X 28" (W) X 38.6" (H)	450 LBS.	56.75" (L) X 28" (W) X 38.6" (H)	850 LBS.	60.5" (L) X 28" (W) X 38.6" (H)	1,400 LBS.	60.5" (L) X 28.0" (W) X 38.6" (H)	1,400 LBS.	64" (L) X 29" (W) X 40" (H)	850 LBS.	60.5" (L) X 28.0" (W) X 38.6" (H)	750 LBS.	55" (L) X 26.25" (W) X 40" (H)
1.0 CU. YARD	600 LBS.	72.25" (L) X 33.5" (W) X 43.75" (H)	850 LBS.	72.25" (L) X 33.5" (W) X 43.75" (H)	1,250 LBS.	72.25" (L) X 33.5" (W) X 43.75" (H)	2,100 LBS.	72.25" (L) X 33.5" (W) X 43.75" (H)	2,100 LBS.	72.25" (L) X 33.5" (W) X 42.25" (H)	1,250 LBS.	72.5" (L) X 33.5" (W) X 43.75" (H)	1,000 LBS.	71.5" (L) X 31.25" (W) X 44.9" (H)
1.5 CU. YARD	–	–	–	–	1,200 LBS.	80.5" (L) X 43" (W) X 49.5" (H)	2,100 LBS.	80.5" (L) X 43.0" (W) X 49.5" (H)	2,100 LBS.	91.25" (L) X 45" (W) X 51.75" (H)	1,200 LBS.	80.5" (L) X 43" (W) X 49.5" (H)	1,000 LBS.	83.6" (L) X 42.9" (W) X 49.1" (H)
2.0 CU. YARD	–	–	–	–	1,900 LBS.	81.25" (L) X 46.75" (W) X 50" (H)	2,300 LBS.	81.25" (L) X 46.75" (W) X 50.0" (H)	–	–	–	–	1,000 LBS.	83.9" (L) X 46" (W) X 49.5" (H)
2.5 CU. YARD	–	–	–	–	1,900 LBS.	81.5" (L) X 55.5" (W) X 50" (H)	2,300 LBS.	81.5" (L) X 55.5" (W) X 50.0" (H)	–	–	–	–	1,000 LBS.	83.5" (L) X 55" (W) X 49.5" (H)
MATERIAL	HIGH DENSITY POLYETHYLENE (HDPE)		HIGH DENSITY POLYETHYLENE (HDPE)		HIGH DENSITY POLYETHYLENE (HDPE)		HIGH DENSITY POLYETHYLENE (HDPE)		HIGH DENSITY POLYETHYLENE (HDPE)		HIGH DENSITY POLYETHYLENE (HDPE)		HIGH DENSITY POLYETHYLENE (HDPE)	
0.5 CU. YARD	4" WITH 10" BACK WHEELS		4" WITH 10" BACK WHEELS		3.5" WITH 10" BACK WHEELS		3.5" WITH 10" BACK WHEELS		6" WITH 16" BACK WHEELS		3.5" WITH 10" BACK WHEELS		–	
1.0 CU. YARD	4" WITH 10" BACK WHEELS		5" WITH 12" BACK WHEELS		5" WITH 12" BACK WHEELS		5" WITH 12" BACK WHEELS		6" WITH 16" BACK WHEELS		5" WITH 12" BACK WHEELS		–	
1.5 CU. YARD	–		–		4" WITH 12" BACK WHEELS		4" WITH 12" BACK WHEELS		6" WITH 16" BACK WHEELS		4" WITH 12" BACK WHEELS		–	
2.0 CU. YARD	–		–		4" WITH 12" BACK WHEELS		4" WITH 12" BACK WHEELS		–		–		–	
2.5 CU. YARD	–		–		4" WITH 12" BACK WHEELS		4" WITH 12" BACK WHEELS		–		–		–	
COLOR OPTIONS AVAILABLE	BLACK SPECIAL COLORS AVAILABLE UPON REQUEST		BLACK SPECIAL COLORS AVAILABLE UPON REQUEST		BLACK, BLUE, RED, YELLOW		BLACK SPECIAL COLORS AVAILABLE UPON REQUEST		BLACK SPECIAL COLORS AVAILABLE UPON REQUEST		BLACK SPECIAL COLORS AVAILABLE UPON REQUEST		BLACK SPECIAL COLORS AVAILABLE UPON REQUEST	
USE, APPLICATIONS	BULK MATERIAL COLLECTION & TRANSPORT		BULK MATERIAL COLLECTION & TRANSPORT		BULK MATERIAL COLLECTION & TRANSPORT		BULK MATERIAL COLLECTION & TRANSPORT		BULK MATERIAL COLLECTION & TRANSPORT		BULK MATERIAL COLLECTION & TRANSPORT		BULK MATERIAL COLLECTION & TRANSPORT	
HEAVY-DUTY HINGED LID (OPTIONAL)	0.5 CU. YARD; 1.0 CU. YARD; 1.5 CU. YARD		0.5 CU. YARD; 1.0 CU. YARD; 1.5 CU. YARD		0.5 CU. YARD; 1.0 CU. YARD; 1.5 CU. YARD		0.5 CU. YARD; 1.0 CU. YARD; 1.5 CU. YARD		0.5 CU. YARD; 1.0 CU. YARD; 1.5 CU. YARD		0.5 CU. YARD; 1.0 CU. YARD; 1.5 CU. YARD		0.5 CU. YARD; 1.0 CU. YARD; 1.5 CU. YARD	
RECYCLING MODEL	–		–		0.5 CU. YARD		–		–		–		–	

ROTATIONAL MOLDED BULK TRUCKS

SELECTION GUIDE

To see our complete range of material handling solutions visit our online catalog at rubbermaidcommercial.com

RCP-387
#141734
©2015 Rubbermaid Commercial Products LLC
8900 Northpointe Executive Drive, Huntersville, NC 28078

