



**DECORATIVE
REFUSE**



FGSH12SSPL



DESIGNED TO

STAND THE

TEST OF TIME

Built to stand up to any environment with long-lasting quality and classic designs to complement facility aesthetics.



TIMELESS DESIGNS

Clean, functional waste and recycling containers complement any facility's aesthetic.



DURABLE CONSTRUCTION

High-quality craftsmanship ensures containers get the job done in any environment.



EFFICIENT WASTE REMOVAL

Innovative features like venting channels, easy access side doors and hinged lids allow users to work faster, smarter and safer.

SOLUTIONS FOR ALL

FRONT OF HOUSE NEEDS

Enhance your facility with durable, classic containers that are built for the commercial environment.



INDOOR/OUTDOOR

PAGES 5–10

- Configure™
- Configure™ with Rain Hood
- Classics

INDOOR

PAGES 11–24

- Defenders®
- Silhouettes
- Crowne
- Round Tops
- Half Rounds
- Metallic Series
- Atrium®
- Eclipse
- Impressions™ Step-On
- Marshal® Classic
- Metal Waste Stream Labels



OUTDOOR

PAGES 25–36

- Aspen
- Dimension
- Ranger®
- Landmark Series®
- Landmark Series® Security Container
- Landmark Series® Store Front Container
- Plaza®
- Atrium® Classic
- Americana™
- Steel Drum Tops
- Glutton®
- Street Baskets

SMOKING MANAGEMENT

PAGES 37–40

- Smokers' Pole
- Groundskeeper® Receptacles
- Aladdin Smokers' Station®
- Ash/Trash Containers
- Metropolitan Smokers Station
- Smokers Station® Wall Mount
- Infinity™ Smoking Management
- Classic Smoking Urns

CONFIGURE™

Improve your waste diversion with Configure™ containers, an adaptable recycling solution available in four sizes with seven waste stream labels options. Built with durable, corrosion-resistant steel, Configure™ containers fit into any indoor or outdoor environment.



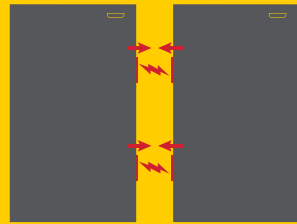


★ 1961614 1961616 1961617 1961619

FEATURES & BENEFITS




Seven waste streams available to encourage recycling.



Magnetic connection keeps containers neatly arranged.



Easy-access front door and handle for ergonomic emptying of waste.



Internal door hinge prevents unsightly wall damage.

CONTAINERS



WASTE STREAM	15 GAL	23 GAL	33 GAL	45 GAL
LANDFILL	★ 1961614	★ 1961621	★ 1961628	1961507
MIXED RECYCLING	★ 1961615	★ 1961622	★ 1961629	1961508
PAPER	1961616	1961623	1961630	1961509
PLASTIC	1961617	1961624	1961641	1961510
GLASS	1961618	1961625	1961642	1961681
CANS	1961619	1961626	1961505	1961682
COMPOST	★ 1961620	★ 1961627	★ 1961506	1961683
L × W × H	14.4" × 19.5" × 38.4"	19.2" × 19.5" × 38.4"	24.0" × 19.5" × 38.4"	28.8" × 19.5" × 38.4"

GREY
STENNI
GLOSS

★ Top-selling item

OPTIONAL ADD-ON BILLBOARD SIGNAGE

WASTE STREAM	15 GAL	23 GAL	33 GAL	45 GAL	COLOR
LANDFILL	1961572	1961573	1961574	1961575	BLACK
MIXED RECYCLING	1961588	1961590	1961592	1961594	BLUE
PAPER	1961589	1961591	1961593	1961595	BLUE
PLASTIC	1961584	1961585	1961586	1961587	RED
GLASS	1961576	1961577	1961578	1961579	ORANGE
CANS	1961596	1961597	1961598	1961599	YELLOW
COMPOST	1961580	1961581	1961582	1961583	GREEN
L × W × H	13.9" × 1.7" × 8.4"	18.7" × 1.7" × 8.4"	23.5" × 1.7" × 8.4"	28.3" × 1.7" × 8.4"	



CONFIGURE™ WITH

RAIN HOOD

Configure™ with Rain Hood containers make it easy to recycle in any environment with recycling labels that visually display each waste stream. The rain hood offers added protection against outdoor elements, rain or shine.



2118721 & 2118713



2118721

2118713


FEATURES & BENEFITS



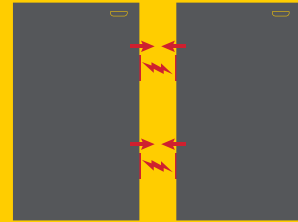
Seven waste streams available to encourage recycling.



Rain hood prevents outdoor elements from entering the container.



Door lock ensures contents of the container remain secure and the surrounding area stays clean.



Magnetic connection keeps containers neatly arranged.

CONTAINERS



WASTE STREAM	15 GAL	23 GAL	33 GAL	45 GAL
LANDFILL	2118719	2118721	2118710	2118688
MIXED RECYCLING	2118684	2118703	2118713	2118687
PAPER	2118716	2118709	2118707	2118701
PLASTIC	2118706	2118708	2118702	2118686
GLASS	2118715	2118714	2118705	2118720
CANS	2118718	2118704	2118685	2118689
COMPOST	2118712	2118711	2118690	2118717
L × W × H	14.4" × 18.5" × 37.9"	19.2" × 18.5" × 37.9"	24.0" × 18.5" × 37.9"	28.8" × 18.5" × 37.9"

●
GREY
STENNI
GLOSS

CLASSICS

The heavy-duty Classics containers have a perforated steel design for a clean and modern appearance. These containers are an ideal choice for both indoor and outdoor high-traffic areas.






FGS3SSTSSPL
25 GAL

★ FGS55ETBKPL
51 GAL

FEATURES & BENEFITS



Perforated, heavy-gauge steel provides a clean appearance with lasting durability.



Lid is fastened to receptacle with a cable, making it easier to collect waste.



Leg levels provide stability on uneven surfaces.



Leak-proof rigid plastic liner helps contain liquids.

CONTAINERS



CAPACITY	ITEM #	COLOR	L × W × H
25 GAL	★ FGS3ETBKPL	BLACK	18.3" × 18.3" × 35.0"
	FGS3ETHBZPL	TEXTURED BRONZE	
	★ FGS3ETSMPLBK	STARDUST SILVER METALLIC	
	FGS3SSTSSPL	STAINLESS STEEL	
51 GAL	★ FGS55ETBKPL	BLACK	24.4" × 34.4" × 36.3"
	FGS55ETSMPLBK	STARDUST SILVER METALLIC	
	FGS55SSTSSPL	STAINLESS STEEL	



BLACK



TEXTURED
BRONZE



STARDUST
SILVER
METALLIC



STAINLESS
STEEL

★ Top-selling item

DEFENDERS®

Defenders® decorative refuse containers are an ideal waste receptacle for hospitals, doctor's offices and other healthcare facilities. The step-on foot pedal enables hands-free operation, while the smooth surfaces are easy to clean.



FGST12EPLWH



★ FGST12EPLRD
6.5 GAL

★ FGST12EPLWH
6.5 GAL

FEATURES & BENEFITS



Step-on foot pedal enables hands-free operation.



Leak-proof rigid plastic liner helps contain liquids.



Smooth surfaces are easy to clean.



Restraint mechanism and non-slip feet protect walls and floors.

INDOOR

CONTAINERS



CSFM



OSHA

	ITEM #	COLOR	L x W x H
4 GAL	★ FGST7EPLRD	RED GLOSS	13.0" x 14.2" x 17.7"
	FGST7EPLWH	SKY WHITE GLOSS	
	FGST7SSPL	STAINLESS STEEL	
6.5 GAL	★ FGST12EPLRD	RED GLOSS	13.0" x 14.2" x 23.7"
	★ FGST12EPLWH	SKY WHITE GLOSS	
	★ FGST12SSPL	STAINLESS STEEL	
13 GAL	FGST24EPLRD	RED GLOSS	15.6" x 16.5" x 30.6"
	★ FGST24EPLWH	SKY WHITE GLOSS	
	★ FGST24SSPL	STAINLESS STEEL	
25 GAL	FGST40EPLRD	RED GLOSS	18.9" x 21.0" x 30.8"
	FGST40EPLWH	SKY WHITE GLOSS	
	FGST40SSPL	STAINLESS STEEL	



RED GLOSS



SKY WHITE GLOSS

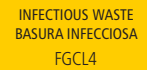


STAINLESS STEEL

★ Top-selling item


MEDICAL WASTE LABELS

ITEM #	DESCRIPTION	COLOR
FGCL1	ENG/SP BIOHAZARD	CLEAR
FGCL2	ENG/SP SOILED LINEN	CLEAR
FGCL3	ENG/SP TRASH ONLY	CLEAR
FGCL4	ENG/SP INFECTIOUS WASTE	CLEAR




SILHOUETTES

The Silhouettes container has a contemporary design with sleek lines to seamlessly blend with modern indoor environments. High-quality materials and craftsmanship ensure containers can withstand the rigors of everyday use.



FEATURES & BENEFITS



★ FGSR18EPLSM
LARGE RECTANGLE



Lid is hinged and fastened to receptacle for easy waste removal.



Optional waste stream labels are available for easier recycling compliance.*

INDOOR

CONTAINERS



	ITEM #	DESCRIPTION	COLOR	CAPACITY	L × W × H
HALF ROUNDS	FGSH12SSPL	SILHOUETTE HALF ROUNDS	STAINLESS STEEL	12 GAL	8.8" × 17.6" × 32.5"
	FGSH12EPTBK	SILHOUETTE HALF ROUNDS	TEXTURED BLACK		
	★ FGSH12EPLSM	SILHOUETTE HALF ROUNDS	STARDUST SILVER METALLIC		
SMALL RECTANGLE	FGSR14SSPL	SILHOUETTE SMALL RECTANGLE	STAINLESS STEEL	13 GAL	19.4" × 9.7" × 30.3"
	FGSR14EPLTBK	SILHOUETTE SMALL RECTANGLE	TEXTURED BLACK		
	FGSR14EPLSM	SILHOUETTE SMALL RECTANGLE	STARDUST SILVER METALLIC		
SMALL OPEN TOP SQUARE	FGSC14SSPL	SILHOUETTE SMALL OPEN TOP SQUARE	STAINLESS STEEL	16 GAL	14.7" × 14.7" × 30.3"
	FGSC14EPLTBK	SILHOUETTE SMALL OPEN TOP SQUARE	TEXTURED BLACK		
	★ FGSC14EPLSM	SILHOUETTE SMALL OPEN TOP SQUARE	STARDUST SILVER METALLIC		
MEDIUM OPEN TOP SQUARE	FGSC18SSPL	SILHOUETTE MEDIUM OPEN TOP SQUARE	STAINLESS STEEL	20 GAL	18.3" × 18.3" × 30.3"
	FGSC18EPLTBK	SILHOUETTE MEDIUM OPEN TOP SQUARE	TEXTURED BLACK		
	★ FGSC18EPLSM	SILHOUETTE MEDIUM OPEN TOP SQUARE	STARDUST SILVER METALLIC		
LARGE RECTANGLE	★ FGSR18SSPL	SILHOUETTE LARGE RECTANGLE	STAINLESS STEEL	22.5 GAL	24.0" × 12.0" × 30.3"
	★ FGSR18EPLTBK	SILHOUETTE LARGE RECTANGLE	TEXTURED BLACK		
	★ FGSR18EPLSM	SILHOUETTE LARGE RECTANGLE	STARDUST SILVER METALLIC		
SQUARE RECYCLING LID	FGDCR24CSM	SILHOUETTE SQUARE RCYCL CANS LID	STARDUST SILVER METALLIC	29 GAL	18.3" × 18.3" × 32.2"
	FGDCR24TSM	SILHOUETTE SQUARE RCYCL TRASH LID	STARDUST SILVER METALLIC		
LARGE OPEN TOP SQUARE	FGSC22SSPL	SILHOUETTE LARGE OPEN TOP SQUARE	STAINLESS STEEL	40 GAL	21.7" × 21.7" × 30.3"
	FGSC22EPLTBK	SILHOUETTE LARGE OPEN TOP SQUARE	TEXTURED BLACK		
	FGSC22EPLSM	SILHOUETTE LARGE OPEN TOP SQUARE	STARDUST SILVER METALLIC		



STAINLESS STEEL



TEXTURED BLACK



STARDUST SILVER METALLIC

★ Top-selling item

*Sold separately, see page 22

CROWNE

Attractive contemporary design with a curved lip that prevents objects from being placed on top of the can, keeping a neater overall appearance.

FEATURES & BENEFITS

- Base of receptacle is designed to protect floors.
- Large opening for easy waste disposal.
- Includes rigid plastic liner.



FGAOT15SAPL
15 GAL



FGAOT30BKPL
30 GAL

CONTAINERS



ADA COMPLIANT

	ITEM #	DESCRIPTION	COLOR	L x W x H
15 GAL	FGAOT15SAPL	CROWNE OPEN TOP	SATIN ALUMINUM	15.0" x 15.0" x 30.0"
	FGAOT15BKPL	CROWNE OPEN TOP	TEXTURED BLACK	
30 GAL	FGAOT30SAPL	CROWNE OPEN TOP	SATIN ALUMINUM	20.0" x 20.0" x 31.1"
	FGAOT30BKPL	CROWNE OPEN TOP	TEXTURED BLACK	



SATIN
ALUMINUM



TEXTURED
BLACK



ROUND TOPS

Available with three unique lid styles, Round Tops have a sleek design that beautifully blends into any environment.

FEATURES & BENEFITS

- Bottom rim is designed to protect floors.
- Push doors and open tops with galvanized liners comply with the following.



FGR1536EPLBK
PUSH DOOR



FGR1536EOTPLBK
★ DOME TOP



FGR32EGLBK
OPEN TOP

INDOOR

CONTAINERS OSHA ADA COMPLIANT

	STYLE	ITEM #	COLOR	LINER	L × W × H
15 GAL	PUSH DOOR	FGR1536EGLBK	BLACK GLOSS	GALV	15.0" × 15.0" × 35.8"
		FGR1536EPLBK	BLACK GLOSS	RESIN	
		FGR1536MCGL	MIRROR CHROME	GALV	
		FGR1536MCPL	MIRROR CHROME	RESIN	
		FGR1536SSSGL	STAINLESS STEEL	GALV	
		FGR1536SSSPL	STAINLESS STEEL	RESIN	
		FGR1536EGLWH	SKY WHITE GLOSS	GALV	
		FGR1536EPLWH	SKY WHITE GLOSS	RESIN	
	DOME TOP	FGR1536EOTGLBK	BLACK GLOSS	GALV	15.0" × 15.0" × 33.8"
		★ FGR1536EOTPLBK	BLACK GLOSS	RESIN	
OPEN TOP	FGR32EGLBK	BLACK GLOSS	GALV	15.0" × 15.0" × 31.1"	
	FGR32MCGL	MIRROR CHROME	GALV		
	FGR32SSSGL	STAINLESS STEEL	GALV		
	FGR32EGLWH	SKY WHITE GLOSS	GALV		



HALF ROUNDS

Sleek and functional design fits flush against walls to conserve space and reduce obstructions in high-traffic areas.

FEATURES & BENEFITS

- Bottom rim is designed to protect floors.
- Open Top design for easy waste disposal.
- Includes rigid plastic liner.



FGS0820PLANT
FLAT TOP

FGS08SUSSSPL
ASH TOP

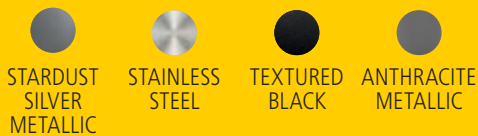
★ FGS12EPLSM
OPEN TOP

CONTAINERS



ADA COMPLIANT

	STYLE	ITEM #	COLOR	L × W × H
9 GAL	ASH TOP	FGS08SU20PLBK	SOLID BLACK GLOSS	8.8" × 17.6" × 33.0"
		FGS08SUSSSPL	SOLID STAINLESS STEEL	
	FLAT TOP	★ FGS08SSSPL	SOLID STAINLESS STEEL	8.8" × 17.6" × 32.5"
		FGS0820PLBK	SOLID BLACK GLOSS	
12 GAL	OPEN TOP PERFORATED PANELS	★ FGS12EPLSM	PERFORATED STARDUST SILVER METALLIC	8.8" × 17.6" × 32.4"
		★ FGS12EPLTBK	PERFORATED TEXTURED BLACK	
		FGSH12SSPL	PERFORATED STAINLESS STEEL	
	OPEN TOP SOLID PANELS	FGS01220PLBK	SOLID BLACK GLOSS	8.8" × 17.6" × 32.5"
		★ FGS012SSSPL	SOLID STAINLESS STEEL	



★ Top-selling item



METALLIC

SERIES

With a compact shape, these containers are well suited to blend into any front-of-house space.

FEATURES & BENEFITS

- Heavy-gauge steel provides lasting durability for years of reliable service.
- Protective vinyl trim is applied around the disposal opening.



FGSO16USSSGL
ASH TOP

FGSO16SSSGL
FLAT TOP

FGCC16SSSGL
OPEN TOP



INDOOR

CONTAINERS



ADA COMPLIANT

	ITEM #	DESCRIPTION	L × W × H	COLOR
12 GAL	FGSO16USSSGL	METALLIC ASH/TRASH	15.0" × 15.0" × 28.5"	STAINLESS STEEL
	FGSO16SSSGL	METALLIC FLAT TOP	15.0" × 15.0" × 27.95"	
15 GAL	FGCC16SSSGL	METALLIC OPEN TOP	15.0" × 15.0" × 27.9"	



STAINLESS STEEL

FGCC16SSSGL

ATRIUM®

Durable and corrosion-resistant containers that are designed to withstand everyday use.

FEATURES & BENEFITS

- Exterior surfaces are polished for a smooth and blemish-free appearance.
- Designed to conceal and securely hold liner bags.



FGAOT35SAPL
21 GAL

FGAOT62SA
62 GAL

CONTAINERS



ADA COMPLIANT

	ITEM #	DESCRIPTION	COLOR	L × W × H
21 GAL	FGAOT35SAGL ¹	OPEN TOP	SATIN ALUMINUM	18.0" × 18.0" × 32.0"
	FGAOT35SAPL ²	OPEN TOP	SATIN ALUMINUM	
35 GAL	FGAOT35SA ³	OPEN TOP	SATIN ALUMINUM	24.0" × 24.0" × 35.0"
55 GAL	FGAOT62SAPL ²	OPEN TOP	SATIN ALUMINUM	
62 GAL	FGAOT62SA ³	OPEN TOP	SATIN ALUMINUM	



SATIN ALUMINUM

¹ INCLUDES GALVANIZED LINER | ² INCLUDES RIGID PLASTIC LINER | ³ NO LINER INCLUDED



FGAOT62SA



ECLIPSE

Simple, contemporary appearance with lasting durability.

FEATURES & BENEFITS

- Designed with a curved top to prevent the placement of objects on the top edge.
- Includes leak-proof rigid plastic liner.

INDOOR



FGR2030EPLBK
OPEN TOP



FGR2030SSPL
OPEN TOP

CONTAINERS

	ITEM #	DESCRIPTION	COLOR	L × W × H
30 GAL	FGR2030EPLBK	ECLIPSE OPEN TOP	BLACK GLOSS	20.0" × 20.0" × 33.5"
	FGR2030SSPL	ECLIPSE OPEN TOP	STAINLESS STEEL	



BLACK
GLOSS



STAINLESS
STEEL

IMPRESSIONS™ STEP-ON

Hands-free waste collection with fingerprint-resistant stainless steel and quiet, controlled lid closure.

FEATURES & BENEFITS

- Durable, commercial-grade foot pedal is tested to 300,000 step-cycles.
- Internal hinge design prevents wall damage.
- Rigid plastic liner included.



1901993
END STEP



1901994
FRONT STEP

CONTAINERS OSHA  OBRA

	ITEM #	DESCRIPTION	COLOR	L × W × H
4 GAL	1901982	FRONT STEP	STAINLESS STEEL	15.6" × 11.9" × 15.7"
8 GAL	1901985	FRONT STEP	STAINLESS STEEL	16.8" × 12.8" × 21.9"
	1901987	FRONT STEP WITH DUAL LINER	STAINLESS STEEL	16.8" × 12.8" × 21.9"
13 GAL	1901992	FRONT STEP	STAINLESS STEEL	18.1" × 13.7" × 28.7"
	1901994	FRONT STEP WITH DUAL LINER	STAINLESS STEEL	18.1" × 13.7" × 28.7"
	1901993	END STEP	STAINLESS STEEL	22.7" × 11.6" × 28.9"
24 GAL	1901999	FRONT STEP	STAINLESS STEEL	21.8" × 16.2" × 31.8"
	1902001	FRONT STEP WITH DUAL LINER	STAINLESS STEEL	21.8" × 16.2" × 31.8"
	1902000	END STEP	STAINLESS STEEL	27.2" × 13.1" × 32.8"



STAINLESS
STEEL



MARSHAL®

CLASSIC

Practical good looks combined with fire safety.

FEATURES & BENEFITS

- Includes retainer hardware for securing can liners.
- Textured finish minimizes the appearance of surface scratches.



FG816088OWHT
15 GAL



FG816088BLA
15 GAL

INDOOR

CONTAINERS



	ITEM #	DESCRIPTION	COLOR	L × W × H
15 GAL	FG816088BEIG	MARSHAL CONT	BEIGE	15.3" × 15.3" × 36.5"
	FG816088BLA	MARSHAL CONT	BLACK	
	FG816088BRN	MARSHAL CONT	BROWN	
	FG816088OWHT	MARSHAL CONT	OFF WHITE	
25 GAL	FG817088BEIG	MARSHAL CONT	BEIGE	18.0" × 18.0" × 42.0"
	FG817088BLA	MARSHAL CONT	BLACK	
	FG817088BRN	MARSHAL CONT	BROWN	
	FG817088OWHT	MARSHAL CONT	OFF WHITE	



BEIGE



BLACK



BROWN



OFF WHITE

OPTIONAL RIGID LINERS

ITEM #	DESCRIPTION	DIM
FG355000GRAY	RIGID LINER FOR FG816088 CONTAINERS	12.0" DIA × 27.2" H
FG355200GRAY	RIGID LINER FOR FG817088 CONTAINERS	14.5" DIA × 30.1" H



WASTE STREAM

LABELS FOR

METAL CONTAINERS

Choose between twenty expert-designed waste stream labels that feature the recycling symbol, a waste stream icon and verbiage proven to increase recycling effectiveness.



COLORED LABELS

ITEM #	DESCRIPTION	COLOR	L x W
1987863	LANDFILL LABEL	BLACK	10.0" x 2.5"
1987865	TRASH LABEL	BLACK	
1987869	MIXED RECYCLING LABEL	BLUE	
1988005	BOTTLES/CANS LABEL	YELLOW	
1987867	PAPER LABEL	BLUE	
1988003	PLASTIC LABEL	RED	
1988001	CANS LABEL	YELLOW	
1988007	GLASS LABEL	ORANGE	
1988011	COMPOST LABEL	GREEN	
1988009	ORGANIC WASTE LABEL	GREEN	
2138292	PPE LABEL	RED	



DISCREET LABELS

ITEM #	DESCRIPTION	COLOR	L x W
1988013	LANDFILL LABEL	BLACK	6.8" x 1.7"
1988015	TRASH LABEL		
1988019	MIXED RECYCLING LABEL		
1988025	BOTTLES/CANS LABEL		
1988017	PAPER LABEL		
1988023	PLASTIC LABEL		
1988021	CANS LABEL		
1988027	GLASS LABEL		
1988031	COMPOST LABEL		
1988029	ORGANIC WASTE LABEL		



ASPEN

The Aspen container's stone panels help it naturally blend into any outdoor environment. The heavy-gauge steel construction is designed to withstand harsh weather conditions to provide years of reliable outdoor service.





FGR18SU201PL
ASH TOP



FGR36HT201PL
HINGED TOP

FEATURES & BENEFITS



Durable powder coat finish withstands severe weather and UV rays.



Adjustable leg levelers create stability on uneven surfaces.



Hinged lid style for easy waste removal.

OUTDOOR

CONTAINERS



ADA COMPLIANT

STYLE	CAPACITY	ITEM #	L × W × H	COLOR
ASH TOP	12 GAL	FGR12SU201PL	13.5" × 13.5" × 32.0"	TEXTURED BROWN TRIM WITH BROWN STONE PANELS
	24 GAL	FGR18SU201PL	17.5" × 17.5" × 32.2"	
HINGED TOP	29 GAL	FGR36HT201PL	21.0" × 21.0" × 42.0"	
	38 GAL	FGR38HT201PL	26.0" × 26.0" × 43.5"	
	48 GAL	FGR48HT201PL	26.0" × 26.0" × 43.5"	



TEXTURED BROWN TRIM

DIMENSION

Perforated steel panels with durable powder coat finish withstands severe weather and UV rays.

FEATURES & BENEFITS

- Hinged lid style enables easy waste removal.
- Adjustable leg levelers create stability on uneven surfaces.



FGR18WU500PL
ASH TOP WITH
WEATHER SHIELD

FGR38HT500PL
HINGED LID

CONTAINERS



ADA COMPLIANT

ITEM #	DESCRIPTION	COLOR	L × W × H
24 GAL FGR18WU500PL	ASH TOP W/ WEATHER URN	BLACK W/ ANTHRACITE METALLIC PERFORATED PANELS	17.5" × 17.5" × 32.2"
29 GAL FGR36HT500PL	DIMENSION HNGD TOP		21.0" × 21.0" × 42.0"
38 GAL FGR38HT500PL	DIMENSION HNGD TOP		26.0" × 26.0" × 43.5"
48 GAL FGR48HT500PL	DIMENSION HNGD TOP		26.0" × 26.0" × 43.5"



TEXTURED
BLACK
TRIM



RANGER®

Designed for high-traffic areas with two lid opening options.

FEATURES & BENEFITS

- Permanently attached lid built with durable hinges.
- Optional weighted base for added stability and security.
- Ranger® containers with doors are Factory Mutual (FM) approved.



FG917600BLA
4 OPENINGS
65 GAL



FG917188BEIG
2 DOORS
45 GAL

CONTAINERS



	ITEM #	DESCRIPTION	COLOR	L x W x H
35 GAL	FG843088BEIG ¹	RANGER CONTAINER W/ 2 DOORS	BEIGE	21.5" x 21.5" x 41"
	FG843088BLA ¹	RANGER CONTAINER W/ 2 DOORS	BLACK	
45 GAL	FG917188BEIG ¹	RANGER CONTAINER W/ 2 DOORS	BEIGE	24.8" x 24.8" x 41"
	FG917188BLA ¹	RANGER CONTAINER W/ 2 DOORS	BLACK	
	FG917388BEIG	RANGER CONTAINER W/ 4 OPENINGS	BEIGE	
	FG917388BLA	RANGER CONTAINER W/ 4 OPENINGS	BLACK	
65 GAL	FG917500BEIG ¹	RANGER CONTAINER W/ 2 DOORS	BEIGE	24.8" x 24.8" x 49.2"
	FG917500BLA ¹	RANGER CONTAINER W/ 2 DOORS	BLACK	
	FG917600BEIG	RANGER CONTAINER W/ 4 OPENINGS	BEIGE	
	FG917600BLA	RANGER CONTAINER W/ 4 OPENINGS	BLACK	
45-65 GAL	FG917700BEIG	OPTIONAL WEIGHTED BASE	BEIGE	24.5" x 24.5" x 6"
	FG917700BLA	OPTIONAL WEIGHTED BASE	BLACK	



¹ FM Approved

OPTIONAL RIGID LINERS

ITEM #	DESCRIPTION	L x W x H
FG395800GRAY	LINER FOR 45 GAL CONTAINERS	19.5" x 19.5" x 27.6"
FG395800BEIG	LINER FOR 45 GAL CONTAINERS	19.5" x 19.5" x 27.6"
FG395900GRAY	LINER FOR 65 GAL CONTAINERS	19.5" x 19.5" x 34.2"
FG395900BEIG	LINER FOR 45 GAL CONTAINERS	19.5" x 19.5" x 34.2"
FG356600GRAY	LINER FOR 65 GAL CONTAINERS	16.2" x 16.2" x 28.5"

PUBLIC
CHICAGO



FGR18WU500PL

OUTDOOR



LANDMARK

SERIES®

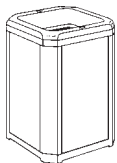
Landmark Series® containers are the ideal solution for high-volume outdoor waste collection. Choose the frame style, size and color, then select the stone color for the panels.



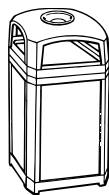
FG39700SBL & FG400300CORN

BUYING GUIDE

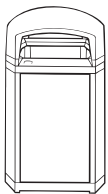
STEP 1: CHOOSE FRAME SIZE AND STYLE



FUNNEL TOP
Available in
20 Gal and 35 Gal




**DOME TOP
ASH/TRASH**
Available in
35 Gal and 50 Gal



DOME TOP
Available in
35 Gal and 50 Gal


STEP 2: CHOOSE PANELS (4 PANELS PER UNIT)



FG400200
Fits 20-Gal Landmark Series®
Containers




River Rock
ROCK



FG400300
Fits 35-Gal Landmark Series®
Containers



Brown Stone **Coral** **River Rock**
BSTO CORL ROCK



FG400400
Fits 50-Gal Landmark Series®
Containers

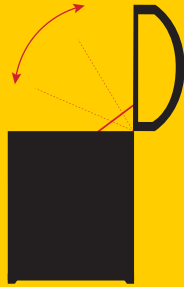


Brown Stone **Coral** **River Rock**
BSTO CORL ROCK

FEATURES & BENEFITS



Includes rigid plastic liner to help contain liquids.



Tops are hinged with a stay-open strap for easy waste removal.



Ash/Trash models include metal sand pan.

FRAMES

FRAME	ITEM #	DESCRIPTION	CAPACITY	COLOR	L x W x H
FUNNEL TOP FRAME	FG396700SBLE	LANDMARK FUNNEL TOP FRAME	20 GAL	SABLE	21.0" x 21.0" x 30.5"
	FG397200SBLE	LANDMARK FUNNEL TOP FRAME	35 GAL	SABLE	26.0" x 26.0" x 30.5"
DOME TOP ASH/TRASH FRAME	FG397001BLA	LANDMARK DOME TOP FRAME W/ ASH TRAY	35 GAL	BLACK	26.0" x 26.0" x 40.0"
	FG397001SBLE	LANDMARK DOME TOP FRAME W/ ASH TRAY	35 GAL	SABLE	
	FG397501BLA	LANDMARK DOME TOP FRAME W/ ASH TRAY	50 GAL	BLACK	26.0" x 26.0" x 46.5"
	FG397501DWOOD	LANDMARK DOME TOP FRAME W/ ASH TRAY	50 GAL	DRIFTWOOD	
	FG397501SBLE	LANDMARK DOME TOP FRAME W/ ASH TRAY	50 GAL	SABLE	
DOME TOP FRAME	FG397000BLA	LANDMARK DOME TOP FRAME	35 GAL	BLACK	26.0" x 26.0" x 40.0"
	FG397000DWOOD	LANDMARK DOME TOP FRAME	35 GAL	DRIFTWOOD	
	FG397000SBLE	LANDMARK DOME TOP FRAME	35 GAL	SABLE	
	FG397500BLA	LANDMARK DOME TOP FRAME	50 GAL	BLACK	26.0" x 26.0" x 46.5"
	FG397500DWOOD	LANDMARK DOME TOP FRAME	50 GAL	DRIFTWOOD	
	FG397500SBLE	LANDMARK DOME TOP FRAME	50 GAL	SABLE	



BLACK DRIFTWOOD SABLE

PANELS (SOLD SEPARATELY)

FRAME	ITEM #	DESCRIPTION	CAPACITY
CORAL	FG400300CORL	LANDMARK SERIES® CORAL PANELS	35 GAL
	FG400400CORL	LANDMARK SERIES® CORAL PANELS	50 GAL
RIVER ROCK	FG400200ROCK	LANDMARK SERIES® RIVER ROCK PANELS	20 GAL
	FG400300ROCK	LANDMARK SERIES® RIVER ROCK PANELS	35 GAL
	FG400400ROCK	LANDMARK SERIES® RIVER ROCK PANELS	50 GAL
BROWN STONE	FG400300BSTON	LANDMARK SERIES® BROWN STONE PANELS	35 GAL
	FG400400BSTON	LANDMARK SERIES® BROWN STONE PANELS	50 GAL



CORAL RIVER ROCK BROWN STONE

OUTDOOR

LANDMARK SERIES®

SECURITY

CONTAINER

Locking dome top and clear side panels provide total visibility of contents for improved security.

FEATURES & BENEFITS

- Complies with Department of Homeland Security directive SD RAILPAX-04-01.
- Polyliner retainer band allows for efficient waste removal.



FG397589BLA

CONTAINERS



ADA COMPLIANT

ITEM #	DESCRIPTION	COLOR	L × W × H
50 GAL FG397589BLA	SECURITY CONTAINER W/ LOCK AND CLEAR PANELS	BLACK	26.0" × 26.0" × 46.5"



BLACK





LANDMARK SERIES®

STORE FRONT

CONTAINERS

Efficient for outdoor use at gas station islands and store fronts.

FEATURES & BENEFITS

- Window washing kit available to integrate waste management and window washing.
- Insert advertising with panel frame models.
- Includes rigid plastic liner.



FG9W0200BLA
FUNNEL TOP WITH PANEL FRAME

CONTAINERS



ADA COMPLIANT

	ITEM #	DESCRIPTION	COLOR	L × W × H
35 GAL	FG9W0200BLA	DOME TOP WITH PANEL FRAME	BLACK	24.0" × 24.0" × 31.0"
	FG9W0300BLA	DOME TOP WITH PANEL FRAME	BLACK	24.0" × 24.0" × 43.0"



BLACK

ACCESSORIES (SOLD SEPARATELY)

ITEM #	DESCRIPTION	COLOR	L × W × H
FG9W0400BLA	WINDOW WASH KIT	BLACK	6.2" × 16.2" × 30.0"



BLACK

FG9W0200BLA & FG9W0400BLA

OUTDOOR



Classic outdoor resin container with side opening door for "no lift" waste removal.

FEATURES & BENEFITS

- Spring-loaded swing doors help contain odors.
- 35-gallon ships fully assembled.
- Models FG396300, FG396400, and FG9P9000 are Factory Mutual (FM) approved when used with FG395800 and FG356300 Rigid Liners, respectively.



FG9P900BEIG
PLAZA CONTAINER



FG9P9100BLA
PLAZA CONTAINER
WITH ASH TOP




FG396300BEIG
PLAZA CONTAINER
WITH TRAY TOP



FG396873BLUE
PLAZA RECYCLING
CONTAINER

CONTAINERS

	ITEM #	COLOR	CAPACITY	L x W x H
PLAZA CONTAINER	FG9P9000BEIG	BEIGE	35 GAL	21.4" x 20.3" x 41.1"
	FG9P9000BLA	BLACK	35 GAL	
	FG9P9000DGRN	DARK GREEN	35 GAL	
	FG396400BEIG	BEIGE	50 GAL	24.7" x 25.2" x 42.1"
	FG396400BLA	BLACK	50 GAL	
	FG396400DGRN	DARK GREEN	50 GAL	
PLAZA CONTAINER W/ ASH TOP	FG9P9100BLA	BLACK	35 GAL	21.4" x 20.3" x 41.1"
	FG396500BEIG	BEIGE	50 GAL	24.7" x 25.2" x 42.1"
PLAZA CONTAINER W/ TRAY TOP	FG396300BEIG	BEIGE	50 GAL	24.7" x 25.2" x 43.0"
	FG396300BLA	BLACK	50 GAL	
PLAZA RECYCLING CONTAINER	FG396873BLUE	BLUE	50 GAL	24.7" x 25.2" x 42.1"
RIGID LINERS	FG356300BEIG (For 35 GAL Containers)	BEIGE	19 GAL	14.2" x 14.2" x 28.0"
	FG395800BEIG (For 50 GAL Containers)	BEIGE	35 GAL	19.5" x 19.5" x 27.6"
	FG395800GRAY (For 50 GAL Containers)	GRAY	35 GAL	19.5" x 19.5" x 27.6"





FG9P9100BLA

ATRIUM® CLASSIC

Heavy-duty plastic container with funnel top and UV inhibitors.

FEATURES & BENEFITS

- Textured finish helps minimize appearance of scratches.
- Built-in side handles ease lifting.



FG905800BLA

CONTAINERS



	ITEM #	DESCRIPTION	COLOR	L × W × H
35 GAL	FG905800BLA	ATRIUM CLASSIC CONTAINER W/ FUNNEL TOP	BLACK	25.0" × 25.0" × 33.3"



BLACK

OUTDOOR

AMERICANA SERIES™

Rugged steel construction with multiple layers of powder coating ensure years of trouble-free outdoor use.

ITEM #	DESCRIPTION	COLOR	L × W × H
36 GAL	FGMT32PLABZ	RND 36G WIDESLAT	ARCHITECTURAL BRONZE
	FGMT32PLBK	RND 36G WIDESLAT	BLACK




STEEL DRUM TOPS

Self-closing "PUSH" door top is Factory Mutual-Approved when used with a steel drum.

CONTAINERS  OSHA

ITEM #	DESCRIPTION	COLOR	DIAMETER
FG1855EGN	DOME TOP FITS FGSBR52, 55 GAL STEEL DRUM	EMPIRE GREEN	24.5"
FG1855RD	DOME TOP FITS FGSBR52, 55 GAL STEEL DRUM	RED	
FG1855BK	DOME TOP FITS FGSBR52, 55 GAL STEEL DRUM	BLACK	
FG2030EGN	DOME TOP FITS 30 GAL STEEL DRUM	EMPIRE GREEN	20.0"
FG2030BR	DOME TOP FITS 30 GAL STEEL DRUM	BROWN GLOSS	
FG2030BK	DOME TOP FITS 30 GAL STEEL DRUM	BLACK	



FGMT32PLBK

GLUTTON®

Large capacity, indoor/outdoor container built to withstand harsh weather & handling.

FEATURES & BENEFITS

- Withstands extreme weather and handling.
- Hooded top available with and without doors.

CONTAINERS



ADA COMPLIANT

ITEM #	DESCRIPTION	COLOR	L × W × H
FG256V00BRN	HOODED TOP	BROWN	26.6" × 23.0" × 13.0"
FG256V00RED	HOODED TOP	RED	
FG256X00RED	HOOD TOP W/ DRS	RED	
FG256X00BRN	HOOD TOP W/ DRS	BROWN	
FG256L00DBLUE	BOTTLES CANS HOODED TOP	BLUE	25.5" × 22.7" × 31.1"
FG256B00BRN	56 GAL BASE	BROWN	
FG256B00OWHT	56 GAL BASE	OFF WHITE	
FG256B73BLUE	56 GAL RECYCLING BASE	BLUE	
FG256K00GRAY	GLUTTON LINER	GRAY	23.2" × 20.2" × 29.0"



BROWN



RED



OFF WHITE



BLUE

STREET BASKETS

See-through design and durable, corrosion-resistant material is ideal for city streets, parks and other high-traffic outdoor areas.



ADA COMPLIANT

ITEM #	DESCRIPTION	COLOR	L × W × H
45 GAL	FGSBR52	STREET BASKET	24.0" × 24.0" × 33.0"
	FGSBR52BK	STREET BASKET	
	FGSBR52C	STREET BASKET ANCHOR KIT	--



BLACK



GALVANIZED
STEEL

OUTDOOR

SMOKERS' POLE

Simple, space-saving solution for controlling smokers' waste.

CONTAINERS



ADA COMPLIANT

ITEM #	DESCRIPTION	COLOR	L x W x H
FGR1BK	SMOKERS' POLE	BLACK GLOSS	4.0" DIA x 12.7" x 41.0"
FGR1SM	SMOKERS' POLE	STARDUST SILVER METALLIC	



BLACK
GLOSS



STARDUST
SILVER
METALLIC


GROUNDKEEPER®

RECEPTACLES

Classic, all-weather solution holds large quantities of cigarette waste.

CONTAINERS

ITEM #	DESCRIPTION	COLOR	L x W x H
FG257088BEIG	GROUNDKEEPER	BEIGE	12.2" x 12.2" x 39.4"
FG257088BLA	GROUNDKEEPER	BLACK	
FG257088BRN	GROUNDKEEPER	BROWN	
FG9W3000BLA	GROUNDKEEPER TUSCAN STYLE	BLACK	13.0" x 13.0" x 38.3"
FG9W3000SSTON	GROUNDKEEPER TUSCAN STYLE	SANDSTONE	



BLACK



BROWN



BEIGE



SANDSTONE



FG9W3300BLA

ALADDIN SMOKERS' STATION®

Weather-resistant, fire-safe steel construction quickly extinguishes cigarettes.

CONTAINERS



ITEM #	DESCRIPTION	COLOR	L × W × H
FGR1639EBZ	ALADDIN SMOKERS' STATION	HAMMERTONE BRONZE	16.0" × 16.0" × 38.7"
FGR1639EHR	ALADDIN SMOKERS' STATION	HAMMERTONE CHARCOAL	



ASH/TRASH CONTAINERS

Combines waste and smoking management for increased efficiency.



	ITEM #	DESCRIPTION	COLOR	L × W × H
15 GAL	FG818488BEIG	ASH/TRASH CONT W/ DOORS	BEIGE	15.5" × 15.5" × 38"
	FG818588BEIG	ASH/TRASH CONT W/OUT DOORS	BEIGE	
25 GAL	FG818088BEIG	ASH/TRASH CONT W/ DOOR	BEIGE	18.0" × 18.0" × 42.2"
	FG818088BRN	ASH/TRASH CONT W/ DOORS	BROWN	
	FG818288BEIG	ASH/TRASH CONT W/OUT DOORS	BEIGE	



SMOKING MANAGEMENT


METROPOLITAN SMOKERS' STATION

All-metal, high-capacity smokers' station.

CONTAINERS



ITEM #	DESCRIPTION	COLOR	L × W × H
FGR93400BK	METROPOLITAN SMOKERS' STATION	BLACK	16.8" × 16.8" × 42.8"
FGR93400SM	METROPOLITAN SMOKERS' STATION	SILVER METALLIC	



SMOKERS STATION[®] WALL MOUNT

Mount directly to a wall or utilize the in-ground poles to effectively extinguish and collect cigarettes.

ITEM #	DESCRIPTION	COLOR	L × W × H
FGR1012EBK	WALL-MOUNT URN	BLACK	10"W × 12.5"H
FGR1012SS	WALL-MOUNT URN	STAINLESS STEEL	10"W × 12.5"H



FG9W3400AGBRNZ



INFINITY™ SMOKING MANAGEMENT

Sophisticated styling and all-metal construction for attractive and efficient smoking litter management.



ITEM #	DESCRIPTION	COLOR	L × W × H
FG9W3100SSBLA	BASE-MOUNT SMOKING RECEPTACLE	STAINLESS STEEL/BLACK TOP	15.5"W × 39.6"H
FG9W3200SSBLA	WALL-MOUNT SMOKING RECEPTACLE	STAINLESS STEEL/BLACK TOP	11.6"W × 18.0"H
FG9W3300AGBRNZ	TRADITIONAL SMOKING RECEPTACLE	AGED BRONZE	13.0"W × 39.0"H
FG9W3300ATPWTR	TRADITIONAL SMOKING RECEPTACLE	ANTIQUE PEWTER	13.0"W × 39.0"H
FG9W3300BLA	TRADITIONAL SMOKING RECEPTACLE	BLACK	13.0"W × 39.0"H
FG9W3400AGBRNZ	ULTRA-HIGH-CAPACITY SMOKING RECEPTACLE	AGED BRONZE	15.5"W × 41.5"H
FG9W3400ATPWTR	ULTRA-HIGH-CAPACITY SMOKING RECEPTACLE	ANTIQUE PEWTER	15.5"W × 41.5"H
FG9W3400BLA	ULTRA-HIGH-CAPACITY SMOKING RECEPTACLE	BLACK	15.5"W × 41.5"H



FG9W3200SSBLA



FG9W3300BLA



FG9W3400ATPWTR



STAINLESS STEEL



AGED BRONZE



ANTIQUE PEWTER



BLACK

CLASSIC SMOKING URNS

Simple smoking urn perfect for lobbies and hallways.

ITEM #	DESCRIPTION	COLOR
FG258500BLA	URN WITH METAL ASH TRAY TOP	BLACK
FG258600BLA	ASH/TRASH CONTAINER W/METAL ASH TRAY TOP	BLACK



BLACK







SMOKING MANAGEMENT

TOP-SELLING ITEMS

REFERENCE GUIDE

The following items are best sellers within the Decorative Refuse category:

CONTAINERS

PRODUCT LINE	SKU	SKU DESCRIPTION	REFERENCE PAGE #
CONFIGURE™ 	1961614	15 GAL CONFIGURE LANDFILL	6
	1961615	15 GAL CONFIGURE MIXED RECYCLING	6
	1961620	15 GAL CONFIGURE COMPOST	6
	1961621	23 GAL CONFIGURE LANDFILL	6
	1961622	23 GAL CONFIGURE MIXED RECYCLING	6
	1961627	23 GAL CONFIGURE COMPOST	6
	1961628	33 GAL CONFIGURE LANDFILL	6
	1961629	33 GAL CONFIGURE MIXED RECYCLING	6
	1961506	33 GAL CONFIGURE COMPOST	6
CLASSICS 	FGS3ETBKPL	25 GAL CLASSICS BLACK	10
	FGS3ETSMLBK	25 GAL CLASSICS STARDUST SILVER METALLIC	10
	FGS55ETBKPL	51 GAL CLASSICS BLACK	10
DEFENDERS® 	FGST7EPLRD	4 GAL DEFENDERS RED GLOSS	12
	FGST12SSPL	6.5 GAL DEFENDERS STAINLESS STEEL	12
	FGST12EPLWH	6.5 GAL DEFENDERS SKY WHITE GLOSS	12
	FGST12EPLRD	6.5 GAL DEFENDERS RED GLOSS	12
	FGST24SSPL	13 GAL DEFENDERS STAINLESS STEEL	12
	FGST24EPLWH	13 GAL DEFENDERS SKY WHITE GLOSS	12
SILHOUETTES 	FGSC14EPLSM	16 GAL SILHOUETTE SMALL OPEN TOP SQUARE	14
	FGSC18EPLSM	20 GAL SILHOUETTE MEDIUM OPEN TOP SQUARE	14
	FGSR18EPLTBK	22.5 GAL SILHOUETTE LARGE RECTANGLE	14
	FGSR18SSPL	22.5 GAL SILHOUETTE LARGE RECTANGLE	14
	FGSR18EPLSM	22.5 GAL SILHOUETTE LARGE RECTANGLE	14
ROUND TOPS 	FGR1536EOTPLBK	15 GAL ROUND TOPS DOME TOP	16
HALF ROUNDS 	FGS08SSSPL	9 GAL HALF ROUND FLAT TOP	17
	FGS012SSSPL	12 GAL HALF ROUND OPEN TOP SOLID PANELS	17
	FGSH12EPLSM	12 GAL HALF ROUND OPEN TOP PERFORATED PANELS	17
	FGSH12EPLTBK	12 GAL HALF ROUND OPEN TOP PERFORATED PANELS	17



FGSC22EPLTBK



RCP1604
©2020 Rubbermaid Commercial Products LLC
8900 Northpointe Executive Park Drive, Huntersville, NC 28078

To see our complete range of refuse solutions visit our online catalog at [RubbermaidCommercial.com](https://www.RubbermaidCommercial.com)