



**DECORATIVE  
REFUSE**



# DESIGNED TO

# STAND THE

# TEST OF TIME

Built to stand up to any environment with long-lasting quality and classic designs to complement facility aesthetics.



## **TIMELESS DESIGNS**

Clean, functional waste and recycling containers complement any facility's aesthetic.



## **DURABLE CONSTRUCTION**

High-quality craftsmanship ensures containers get the job done in any environment.



## **EFFICIENT WASTE REMOVAL**

Innovative features like venting channels, easy access side doors and hinged lids allow users to work faster, smarter and safer.

# SOLUTIONS FOR ALL

# FRONT OF HOUSE NEEDS

Enhance your facility with durable, classic containers that are built for the commercial environment.



## INDOOR/OUTDOOR

PAGES 5–8

- Configure™
- Classics

## INDOOR

PAGES 9–21

- Defenders®
- Silhouettes
- Crowne
- Round Tops
- Half Rounds
- Metallic Series
- Atrium®
- Eclipse
- Slim-Jim® Step On
- Hide-A Bag Series



## **OUTDOOR**

PAGES 22–23

- Aspen
- Dimension



## **SMOKING MANAGEMENT**

PAGES 24–25

- Smokers' Pole
- Metropolitan Smokers Station
- Smokers Station® Wall Mount
- Infinity™ Smoking Management

# CONFIGURE™

Improve your waste diversion with Configure™ containers, an adaptable recycling solution available in four sizes with seven waste stream label options. Built with durable, corrosion-resistant steel, Configure™ containers fit into any indoor or outdoor environment.






## FEATURES & BENEFITS


Mix and Match bin size according to facility needs



Seven waste streams available to encourage recycling.




Internal door hinge prevents unsightly wall damage.



Magnetic connection keeps containers neatly arranged.



Easy-access front door and handle for ergonomic emptying of waste.



Includes durable internal RCP bin.

## CONTAINERS

CAPACITY	ITEM #	DESCRIPTION	L x W x H (cm)
57L/15 GAL	2107645	57L/ 15 GAL CONFIGURE CONTAINER	36.6 x 47 x 96.3
	2107664	57L/ 15 GAL CONFIGURE CONTAINER W RAIN HOOD	36.6 x 47 x 96.3
	2107627	57L/ 15 GAL CONFIGURE BILLBOARD	36.6 x 47 x 96.3
87L/23 GAL	2107626	87L/ 23 GAL CONFIGURE CONTAINER	48.8 x 47 x 96.3
	2107656	87L/ 23 GAL CONFIGURE CONTAINER W RAIN HOOD	48.8 x 47 x 96.3
	2107663	87L/ 23 GAL CONFIGURE BILLBOARD	48.8 x 47 x 96.3
125L/33 GAL	2107666	125L/ 33 GAL CONFIGURE CONTAINER	61 x 47 x 96.3
	2107646	125L/ 33 GAL CONFIGURE CONTAINER W RAIN HOOD	61 x 47 x 96.3
	2107655	125L/ 33 GAL CONFIGURE BILLBOARD	61 x 47 x 96.3
170L/45 GAL	2107665	170L/ 45 GAL CONFIGURE CONTAINER	73.2 x 47 x 96.3
	2107653	170L/ 45 GAL CONFIGURE CONTAINER W RAIN HOOD	73.2 x 47 x 96.3
	2107662	170L/ 45 GAL CONFIGURE BILLBOARD	73.2 x 47 x 96.3

\*Labels will be supplied separately by Rubbermaid Commercial Products.

# CLASSICS

The heavy-duty Classics containers have a perforated steel design for a clean and modern appearance. These containers are an ideal choice for both indoor and outdoor high-traffic areas.



FGS55STSSPL






FGS3STSSPL  
25 GAL

FGS55ETBKPL  
51 GAL

## FEATURES & BENEFITS




Perforated, heavy-gauge steel provides a clean appearance with lasting durability.



Lid is fastened to receptacle with a cable, making it easier to collect waste.



Leg levels provide stability on uneven surfaces.



Leak-proof rigid plastic liner helps contain liquids.

## CONTAINERS

CAPACITY	ITEM #	COLOUR	L x W x H
94L/25 GAL	FGS3ETBKPL	BLACK	45.7 X 45.7 x 91.4 cm
	FGS3ETHBZPL	TEXTURED BRONZE	
	FGS3ETSMLBK	STARDUST SILVER METALLIC	
	FGS3STSSPL	STAINLESS STEEL	
193L/51 GAL	FGS55ETBKPL	BLACK	61 x 61 x 91.4 cm
	FGS55ETSMLBK	STARDUST SILVER METALLIC	
	FGS55STSSPL	STAINLESS STEEL	



BLACK



TEXTURED  
BRONZE



STARDUST  
SILVER  
METALLIC



STAINLESS  
STEEL

# DEFENDERS®

Defenders® decorative refuse containers are an ideal waste receptacle for hospitals, doctor's offices and other healthcare facilities. The step-on foot pedal enables hands-free operation, while the smooth surfaces are easy to clean.





FGST12EPLRD  
6.5 GAL

FGST12EPLWH  
6.5 GAL

## FEATURES & BENEFITS



Step-on foot pedal enables hands-free operation.



Leak-proof rigid plastic liner helps contain liquids.



Smooth surfaces are easy to clean.



Restraint mechanism and non-slip feet protect walls and floors.

## CONTAINERS



CSFM



OSHA

CAPACITY	ITEM #	COLOUR	L x W x H
15L/4 GAL	FGST7EPLRD	RED GLOSS	34.3 x 36.1 x 44.7 cm
	FGST7EPLWH	SKY WHITE GLOSS	
	FGST7SSPL	STAINLESS STEEL	
24L/6.5 GAL	FGST12EPLRD	RED GLOSS	34.3 x 36.1 x 60 cm
	FGST12EPLWH	SKY WHITE GLOSS	
	FGST12SSPL	STAINLESS STEEL	
49L/13 GAL	FGST24EPLRD	RED GLOSS	40.6 x 42.4 x 77.7 cm
	FGST24EPLWH	SKY WHITE GLOSS	
	FGST24SSPL	STAINLESS STEEL	
94L/25 GAL	FGST40EPLRD	RED GLOSS	50.8 x 53.6 x 77.7 cm
	FGST40EPLWH	SKY WHITE GLOSS	
	FGST40SSPL	STAINLESS STEEL	



RED GLOSS



SKY WHITE GLOSS



STAINLESS STEEL

# SILHOUETTES

The Silhouettes container has a contemporary design with sleek lines to seamlessly blend with modern indoor environments. High-quality materials and craftsmanship ensure containers can withstand the rigors of everyday use.



FGSR18SSPL



FGSR18SSPL  
LARGE RECTANGLE

FGDCR24CSM  
SQUARE RECYCLING

## FEATURES & BENEFITS



Lid is hinged and fastened to receptacle for easy waste removal.



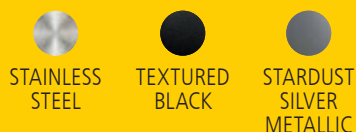
Optional waste stream labels are available for easier recycling compliance.\*

## CONTAINERS



CAPACITY	ITEM #	DESCRIPTION	COLOUR	CAPACITY	L x W x H
HALF ROUNDS	FGSH12SSPL	SILHOUETTE HALF ROUNDS**	STAINLESS STEEL	45L/11 GAL	22.4 x 44.7 x 82.3 cm
	FGSH12EPLTBK	SILHOUETTE HALF ROUNDS**	TEXTURED BLACK		
	FGSH12EPLSM	SILHOUETTE HALF ROUNDS	STARDUST SILVER METALLIC		
SMALL RECTANGLE	FGSR14SSPL	SILHOUETTE SMALL RECTANGLE	STAINLESS STEEL	49L/13 GAL	37.3 x 45.0 x 77.0 cm
	FGSR14EPLTBK	SILHOUETTE SMALL RECTANGLE	TEXTURED BLACK		
	FGSR14EPLSM	SILHOUETTE SMALL RECTANGLE	STARDUST SILVER METALLIC		
SMALL OPEN TOP SQUARE	FGSC14SSPL	SILHOUETTE SMALL OPEN TOP SQUARE	STAINLESS STEEL	60L/16 GAL	37.3 x 37.3 x 77.0 cm
	FGSC14EPLTBK	SILHOUETTE SMALL OPEN TOP SQUARE	TEXTURED BLACK		
	FGSC14EPLSM	SILHOUETTE SMALL OPEN TOP SQUARE**	STARDUST SILVER METALLIC		
MEDIUM OPEN TOP SQUARE	FGSC18SSPL	SILHOUETTE MEDIUM OPEN TOP SQUARE	STAINLESS STEEL	76L/20 GAL	48.0 x 46.5 x 77.0 cm
	FGSC18EPLTBK	SILHOUETTE MEDIUM OPEN TOP SQUARE	TEXTURED BLACK		
	FGSC18EPLSM	SILHOUETTE MEDIUM OPEN TOP SQUARE	STARDUST SILVER METALLIC		
LARGE RECTANGLE	FGSR18SSPL	SILHOUETTE LARGE RECTANGLE	STAINLESS STEEL	85L/22 GAL	61.0 x 30.5 x 77.1 cm
	FGSR18EPLTBK	SILHOUETTE LARGE RECTANGLE	TEXTURED BLACK		
	FGSR18EPLSM	SILHOUETTE LARGE RECTANGLE	STARDUST SILVER METALLIC		
SQUARE RECYCLING LID	FGDCR24CSM	SILHOUETTE SQUARE RYCL CANS LID	STARDUST SILVER METALLIC	110L/29 GAL	46.5 x 46.5 x 81.8 cm
	FGDCR24TSM	SILHOUETTE SQUARE RYCL TRASH LID	STARDUST SILVER METALLIC		
LARGE OPEN TOP SQUARE	FGSC22SSPL	SILHOUETTE LARGE OPEN TOP SQUARE	STAINLESS STEEL	151L/40 GAL	55.1 x 55.1 x 77.0 cm
	FGSC22EPLTBK	SILHOUETTE LARGE OPEN TOP SQUARE	TEXTURED BLACK		
	FGSC22EPLSM	SILHOUETTE LARGE OPEN TOP SQUARE	STARDUST SILVER METALLIC		

\*Sold separately \*\*China warehouse stocked items



STAINLESS STEEL

TEXTURED BLACK

STARDUST SILVER METALLIC

# CROWNE

Attractive contemporary design with a curved lip that prevents objects from being placed on top of the can, keeping a neater overall appearance.

## FEATURES & BENEFITS

- Base of receptacle is designed to protect floors.
- Large opening for easy waste disposal.
- Includes rigid plastic liner.



FGAOT15SAPL  
15 GAL



FGAOT30BKPL  
30 GAL

## CONTAINERS



ADA COMPLIANT

CAPACITY	ITEM #	DESCRIPTION	COLOUR	L x W x H
57L/15 GAL	FGAOT15SAPL	CROWNE OPEN TOP	SATIN ALUMINUM	38.5 x 38.5 x 76.2 cm
	FGAOT15BKPL	CROWNE OPEN TOP	TEXTURED BLACK	
114L/30 GAL	FGAOT30SAPL	CROWNE OPEN TOP	SATIN ALUMINUM	50.8 x 50.8 x 86.73 cm
	FGAOT30BKPL	CROWNE OPEN TOP	TEXTURED BLACK	



SATIN  
ALUMINUM



TEXTURED  
BLACK



# ROUND TOPS

Available with three unique lid styles, Round Tops have a sleek design that beautifully blends into any environment.

## FEATURES & BENEFITS

- Bottom rim is designed to protect floors.
- Push doors and open tops with galvanized liners comply with the following.



FGR1536EPLWH  
PUSH DOOR



FGR1536EOTPLBK  
DOME TOP



FGR32EGLBK  
OPEN TOP

## CONTAINERS OSHA

CAPACITY	STYLE	ITEM #	COLOUR	LINER	L x W x H
57L/ 15 GAL	PUSH DOOR	FGR1536EGLBK	BLACK GLOSS	GALV	38.1 x 38.1 x 90.0 cm
		FGR1536EPLBK	BLACK GLOSS	RESIN	
		FGR1536MCGL	MIRROR CHROME	GALV	
		FGR1536MCPL	MIRROR CHROME	RESIN	
		FGR1536SSSGL	STAINLESS STEEL	GALV	
		FGR1536SSSPL	STAINLESS STEEL	RESIN	
		FGR1536EGLWH	SKY WHITE GLOSS	GALV	
	FGR1536EPLWH	SKY WHITE GLOSS	RESIN		
	DOME TOP	FGR1536EOTGLBK	BLACK GLOSS	GALV	38.1 x 38.1 x 85.9 cm
		FGR1536EOTPLBK	BLACK GLOSS	RESIN	
OPEN TOP	FGR32EGLBK	BLACK GLOSS	GALV	38.1 x 38.1 x 79.0 cm	
	FGR32MCGL	MIRROR CHROME	GALV		
	FGR32SSSGL	STAINLESS STEEL	GALV		
	FGR32EGLWH	SKY WHITE GLOSS	GALV		



# HALF ROUNDS

Sleek and functional design fits flush against walls to conserve space and reduce obstructions in high-traffic areas.





## FEATURES & BENEFITS

- Bottom rim is designed to protect floors.
- Open Top design for easy waste disposal.
- Includes rigid plastic liner.



FGSO820PLANT  
FLAT TOP

FGS08SUSSSPL  
ASH TOP

FGSH12EPLSM  
OPEN TOP

## CONTAINERS



ADA COMPLIANT

CAPACITY	STYLE	ITEM #	COLOUR	L x W x H
34L/ 9 GAL	ASH TOP	FGSO8SU20PLBK	SOLID BLACK GLOSS	22.4 x 44.7 x 83.9 cm
		FGS08SUSSSPL	SOLID STAINLESS STEEL	
	FLAT TOP	FGSO8SSSPL	SOLID STAINLESS STEEL*	22.4 x 44.7 x 82.6 cm
		FGSO820PLBK	SOLID BLACK GLOSS	
		FGSO820PLANT	SOLID ANTHRACITE METALLIC	
45L/ 12 GAL	OPEN TOP PERFORATED PANELS	FGSH12EPLSM	PERFORATED STARDUST SILVER METALLIC	22.4 x 44.7 x 82.3 cm
		FGSH12EPLTBK	PERFORATED TEXTURED BLACK	
		FGSH12SSSPL	PERFORATED STAINLESS STEEL	
	OPEN TOP SOLID PANELS	FGSO1220PLBK	SOLID BLACK GLOSS	22.4 x 44.7 x 82.6 cm
		FGSO12SSSPL	SOLID STAINLESS STEEL	

\*China warehouse stocked items



STARDUST  
SILVER  
METALLIC



STAINLESS  
STEEL



BLACK  
GLOSS



ANTHRACITE  
METALLIC

# METALLIC SERIES

With a compact shape, these containers are well suited to blend into any front-of-house space.

## FEATURES & BENEFITS

- Heavy-gauge steel provides lasting durability for years of reliable service.
- Protective vinyl trim is applied around the disposal opening.



FGSO16USSSGL  
ASH TOP



FGSO16SSSGL  
FLAT TOP



FGCC16SSSGL  
OPEN TOP



## CONTAINERS



ADA COMPLIANT

CAPACITY	ITEM #	DESCRIPTION	L x W x H	COLOUR
45L/ 12 GAL	FGSO16USSSGL	METALLIC ASH/TRASH	38.1 x 38.1 x 72.4 cm	STAINLESS STEEL
	FGSO16SSSGL	METALLIC FLAT TOP	38.1 x 38.1 x 90.9 cm	
56L/ 15 GAL	FGCC16SSSGL	METALLIC OPEN TOP	38.1 x 38.1 x 70.9 cm	



STAINLESS  
STEEL

# ATRIUM®

Durable and corrosion-resistant containers that are designed to withstand everyday use.

## FEATURES & BENEFITS

- Exterior surfaces are polished for a smooth and blemish-free appearance.
- Designed to conceal and securely hold liner bags.



FGAOT35SAPL  
21 GAL

FGAOT62SA  
62 GAL

## CONTAINERS



CAPACITY	ITEM #	DESCRIPTION	COLOUR	L × W × H
79L/21 GAL	FGAOT35SAGL <sup>1</sup>	OPEN TOP	SATIN ALUMINUM	45.7 x 45.7 x 81.3 cm
	FGAOT35SAPL <sup>2</sup>	OPEN TOP	SATIN ALUMINUM	45.7 x 45.7 x 81.3 cm
132L/35 GAL	FGAOT35SA <sup>3</sup>	OPEN TOP	SATIN ALUMINUM	52 x 52 x 86.4 cm
	FG907900HSILV <sup>3</sup>	OPEN TOP	SILVER	45.7 x 45.7 x 81.9 cm
208L/56 GAL	FGAOT62SAPL <sup>2</sup>	OPEN TOP	SATIN ALUMINUM	66 x 66.7 x 94 cm
234L/62 GAL	FGAOT62SA <sup>3</sup>	OPEN TOP	SATIN ALUMINUM	66 x 66.7 x 94 cm



SILVER



SATIN  
ALUMINUM

<sup>1</sup> INCLUDES GALVANIZED LINER | <sup>2</sup> INCLUDES RIGID PLASTIC LINER | <sup>3</sup> NO LINER INCLUDED

INDOOR



# ECLIPSE

Simple, contemporary appearance with lasting durability.

## FEATURES & BENEFITS

- Designed with a curved top to prevent the placement of objects on the top edge.
- Includes leak-proof rigid plastic liner.



FGR2030EPLBK  
OPEN TOP



FGR2030SSPL  
OPEN TOP

## CONTAINERS

CAPACITY	ITEM #	DESCRIPTION	COLOUR	L x W x H
114L/30 GAL	FGR2030EPLBK	ECLIPSE OPEN TOP	BLACK GLOSS	50.8 x 50.8 x 85.1 cm
	FGR2030SSPL	ECLIPSE OPEN TOP	STAINLESS STEEL	



BLACK  
GLOSS



STAINLESS  
STEEL

# SLIM JIM® STEP-ON

Hands-free waste collection with fingerprint-resistant stainless steel and quiet, controlled lid closure.

## FEATURES & BENEFITS

- Durable, commercial-grade foot pedal, tested to 300,000 step-cycles.
- Internal hinge design prevents wall damage.
- Rigid plastic liner included.



1901993  
END STEP



1901992  
FRONT STEP

CONTAINERS OSHA  OBRA

CAPACITY	ITEM #	DESCRIPTION	COLOUR	L x W x H
15L/4 GAL	1901982	FRONT STEP*	STAINLESS STEEL	39.6 x 30.2 x 39.9 cm
30L/8 GAL	1901985	FRONT STEP*	STAINLESS STEEL	42.7 x 32.5 x 55.6 cm
	1901987	FRONT STEP WITH DUAL LINER*	STAINLESS STEEL	42.7 x 32.5 x 55.6 cm
49L/13 GAL	1901992	FRONT STEP*	STAINLESS STEEL	46.0 x 34.8 x 72.9 cm
	1901993	END STEP	STAINLESS STEEL	57.7 x 29.5 x 73.4 cm
	1902008	DUAL LINER FOR 13G/ 50L	BLACK/ BLUE	44.5 x 28.4 x 65.8 cm
91L/24 GAL	1901999	FRONT STEP	STAINLESS STEEL	55.4 x 41.1 x 80.8 cm
	1902000	END STEP	STAINLESS STEEL	69.1 x 33.3 x 83.3 cm

\*China warehouse stocked items



STAINLESS  
STEEL

INDOOR



# HIDE-A BAG SERIES

Award-winning design conceals can liner for neat appearance.

## FEATURES & BENEFITS

- Fire-safe steel construction.
- Non-corrosive vinyl base ring protects floors.



FGWHB14SS



FGWHB14EBK

## CONTAINERS

CAPACITY	ITEM #	DESCRIPTION	L x W x H	COLOUR
13L/ 3 GAL	FGWHB14EBK	BL HIDE-A-BAG 3.5G*	24.1 x 24.1 x 31.8 cm	BLACK
	FGWHB14SS	SS HIDE-A-BAG 3.5 GA	24.1 x 24.1 x 31.8 cm	STAINLESS STEEL

\*China warehouse stocked items



STAINLESS  
STEEL



TEXTURED  
BLACK

# ASPEN

The Aspen container's stone panels help it naturally blend into any outdoor environment. The heavy-gauge steel construction is designed to withstand harsh weather conditions to provide years of reliable outdoor service.



FGR18SU201PL  
ASH TOP



FGR36HT201PL  
HINGED TOP

## FEATURES & BENEFITS


- Designed with a curved top to prevent the placement of objects on the top edge.
- Includes leak-proof rigid plastic liner.



Durable powder coat finish withstands severe weather and UV rays.



Adjustable leg levelers create stability on uneven surfaces.



Hinged lid style for easy waste removal.

## CONTAINERS



ADA COMPLIANT

STYLE	CAPACITY	ITEM #	L x W x H	COLOUR
ASH TOP	45L/12 GAL	FGR12SU201PL	34.3 x 34.3 x 81.3 cm	BROWN TRIM WITH BROWN STONE PANELS
	91L/24 GAL	FGR18SU201PL	45.7 x 45.7 x 81.3 cm	
HINGED TOP	110L/29 GAL	FGR36HT201PL	53.3 x 53.3 x 101.6 cm	
	144L/38 GAL	FGR38HT201PL	66.0 x 66.0 x 101.6 cm	
	182L/48 GAL	FGR48HT201PL	66.0 x 66.0 x 101.6 cm	



BROWN TRIM

OUTDOOR



# DIMENSION

Perforated steel panels with durable powder coat finish withstands severe weather and UV rays.

## FEATURES & BENEFITS

- Hinged lid style enables easy waste removal.
- Adjustable leg levelers create stability on uneven surfaces.

ASH TOP WITH WEATHER SHIELD



FGR38HT500PL

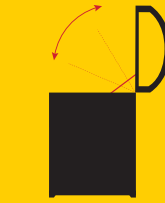
HINGED LID



FGR18WU500PL



Includes rigid plastic liner to help contain liquids.



Tops are hinged with a stay-open strap for easy waste removal.



Ash/Trash models include metal sand pan.

## CONTAINERS



ADA COMPLIANT

CAPACITY	ITEM #	DESCRIPTION	COLOUR	L x W x H
91L/24 GAL	FGR18WU500PL	ASH TOP W/ WEATHER URN	BLACK W/ ANTHRACITE METALLIC PERFORATED PANELS	45.7 x 45.7 x 88.9 cm
110L/29 GAL	FGR36HT500PL	DIMENSION HNGD TOP		53.3 x 53.3 x 101.6 cm
144L/38 GAL	FGR38HT500PL	DIMENSION HNGD TOP		66.0 x 66.0 x 101.6 cm
182L/48 GAL	FGR48HT500PL	DIMENSION HNGD TOP		66.0 x 66.0 x 101.6 cm



BLACK

## FRAMES

FRAME	ITEM #	DESCRIPTION	CAPACITY	COLOUR	L x W x H
DOME TOP FRAME	FG397088BLA	LANDMARK DOME TOP FRAME W/ LOCK	132L/ 35 GAL	BLACK	66.0 x 66.0 x 101.6 cm



BLACK

## PANELS (SOLD SEPARATELY)

FRAME	ITEM #	DESCRIPTION	CAPACITY
RIVER ROCK	FG400300ROCK	LANDMARK SERIES® RIVER ROCK PANELS	132L/35GAL



RIVER ROCK

FGAOT62SAPL



# SMOKERS' POLE

Simple, space-saving solution for controlling smokers' waste.



## CONTAINERS



ADA COMPLIANT

ITEM #	DESCRIPTION	COLOUR	L x W x H
FGR1BK	SMOKERS' POLE	BLACK GLOSS*	101.6 x 32.3 x 104.0 cm
FGR1SM	SMOKERS' POLE	STARDUST SILVER METALLIC*	

\*China warehouse stocked items

-  BLACK GLOSS
-  STARDUST SILVER METALLIC



# METROPOLITAN SMOKERS' STATION

All-metal, high-capacity smokers' station.

## CONTAINERS



APPROVED

ITEM #	DESCRIPTION	COLOUR	L x W x H
FGR93400BK	METROPOLITAN SMOKERS' STATION	BLACK	42.7 x 42.7 x 108.7 cm
FGR93400SM	METROPOLITAN SMOKERS' STATION	SILVER METALLIC	

-  BLACK
-  SILVER METALLIC



# SMOKERS STATION®

## WALL MOUNT

Mount directly to a wall or utilize the in-ground poles to effectively extinguish and collect cigarettes.



ITEM #	DESCRIPTION	COLOUR	W × H
FGR1012SS	WALL-MOUNT URN	STAINLESS STEEL	24.5 x 31.75 cm



STAINLESS  
STEEL

# INFINITY™ SMOKING

## MANAGEMENT

Sophisticated styling and all-metal construction for attractive and efficient smoking litter management.



ITEM #	DESCRIPTION	COLOUR	L × W × H
FG9W3100SSBLA	BASE-MOUNT SMOKING RECEPTACLE*	STAINLESS STEEL/BLACK TOP	39.7cm W x 100.584cm H
FG9W3300AGBRNZ	TRADITIONAL SMOKING RECEPTACLE	AGED BRONZE	33.02cm W x 99.06cm H
FG9W3300BLA	TRADITIONAL SMOKING RECEPTACLE*	BLACK	33.02cm W x 99.06cm H
FG9W3400AGBRNZ	ULTRA-HIGH-CAPACITY SMOKING RECEPTACLE	AGED BRONZE	39.37cm W x 105.41cm H
FG9W3400BLA	ULTRA-HIGH-CAPACITY* SMOKING RECEPTACLE	BLACK	39.37cm W x 105.41cm H

\*China warehouse stocked items



FG9W3300BLA



STAINLESS  
STEEL



AGED  
BRONZE



BLACK

# CONFIGURE™





RCP1565

©2021 by Rubbermaid Commercial Products. Level 3, 35 Dalmore Drive, Scoresby, Vic, 3179

To see our complete range of refuse solutions visit our online catalogue at [rubbermaidcommercial.com.au](https://www.rubbermaidcommercial.com.au)