

EDUCATION INDUSTRY INSIGHTS - VOL 1

HOW TO KEEP THE SCHOOL ENVIRONMENT CLEAN AND HYGENIC



TABLE OF CONTENTS

1. Introduction
2. Consider a cleaning checklist
3. Use efficient cleaning products
4. Promote good hand hygiene where possible
5. Ensure there are plenty of waste bins available
6. Lead by example
7. Conclusion

INTRODUCTION

The school environment is crowded. From primary school to university education, this means that the chances of infections transmitting are quite high. So, the school board and property managers must take the time to detail a cleaning schedule that prioritises cleanliness and good hygiene.

The following ebook shows how the right cleaning initiatives and procedures will make all the difference in school environments. It will also show how a clean and infection-free environment can contribute to better student behaviour, which is typically detrimental to good grades.




CONSIDER A CLEANING CHECKLIST


Cleaning checklists reduce double-handling. But, they also guarantee that each area of the school is cleaned effectively, as they ensure no high-risk areas are missed. Each room should have its own cleaning checklist to prevent harmful bacteria from spreading. The rooms regularly included in a school cleaning checklist include:




Canteens



Bathrooms



Classrooms



Staff Rooms



Libraries

USE EFFICIENT CLEANING PRODUCTS

Using high-quality grade cleaning equipment can guarantee that all of the tasks detailed on a cleaning schedule are completed to their best ability. This includes products like the Rubbermaid HYGEN range, which can pick up 99.98% of pathogens living on surfaces.

Carrying all these cleaning resources on a Rubbermaid Cleaning Cart can also prevent staff from walking back and forth through the school and already cleaned areas. This will significantly reduce the risk of cross-contamination and early re-contamination.



PROMOTE GOOD HAND HYGIENE WHERE POSSIBLE

Effective handwashing is one of the most successful ways to prevent the transmission of infections. It is important, especially in primary schools, to educate students on the significance of good handwashing. Doing so can help them understand the vital role they play in reducing sickness during the school year.

Providing a basis for good handwashing will also ensure students maintain good hygiene. Schools can achieve this by providing access to hand sanitiser dispensers in essential areas. An example of an essential area is outside the canteen, so students can clean their hands before eating.



ENSURE THERE ARE PLENTY OF WASTE BINS AVAILABLE

A dirty environment is one of the number one ways to attract germs and bacteria. If rubbish is left on the floor, sanitary items aren't placed in the appropriate bins, and food scraps are left out to rot, school environments are more likely to become bacteria and infection-infested.

Though not all students will do the right thing, providing accessible indoor bins in every classroom and outdoor bins in lunch areas can reduce the wastage left on the floor, on lunch tables and in the schoolyard.





LEAD BY EXAMPLE

Leading by example is particularly important in primary school and early high school. Children will often consider their teachers and older students as role models. Subconsciously, they will, therefore, start copying the actions of these educators.

The Rubbermaid Commercial Products team encourages teachers to show these students the right way. This can lead to a significant reduction in flu and cold outbreaks in schools.

Some ways teachers can do this is by using sanitiser before class starts, throwing rubbish in the bin straight away rather than leaving it on desks and wiping down your table after each lesson.

At Rubbermaid Commercial, we are here to help keep the school environment clean. Get in contact with a member of our team today to find out which solutions are best for your business.



rubbermaidcommercial.com.au

1800 639 355