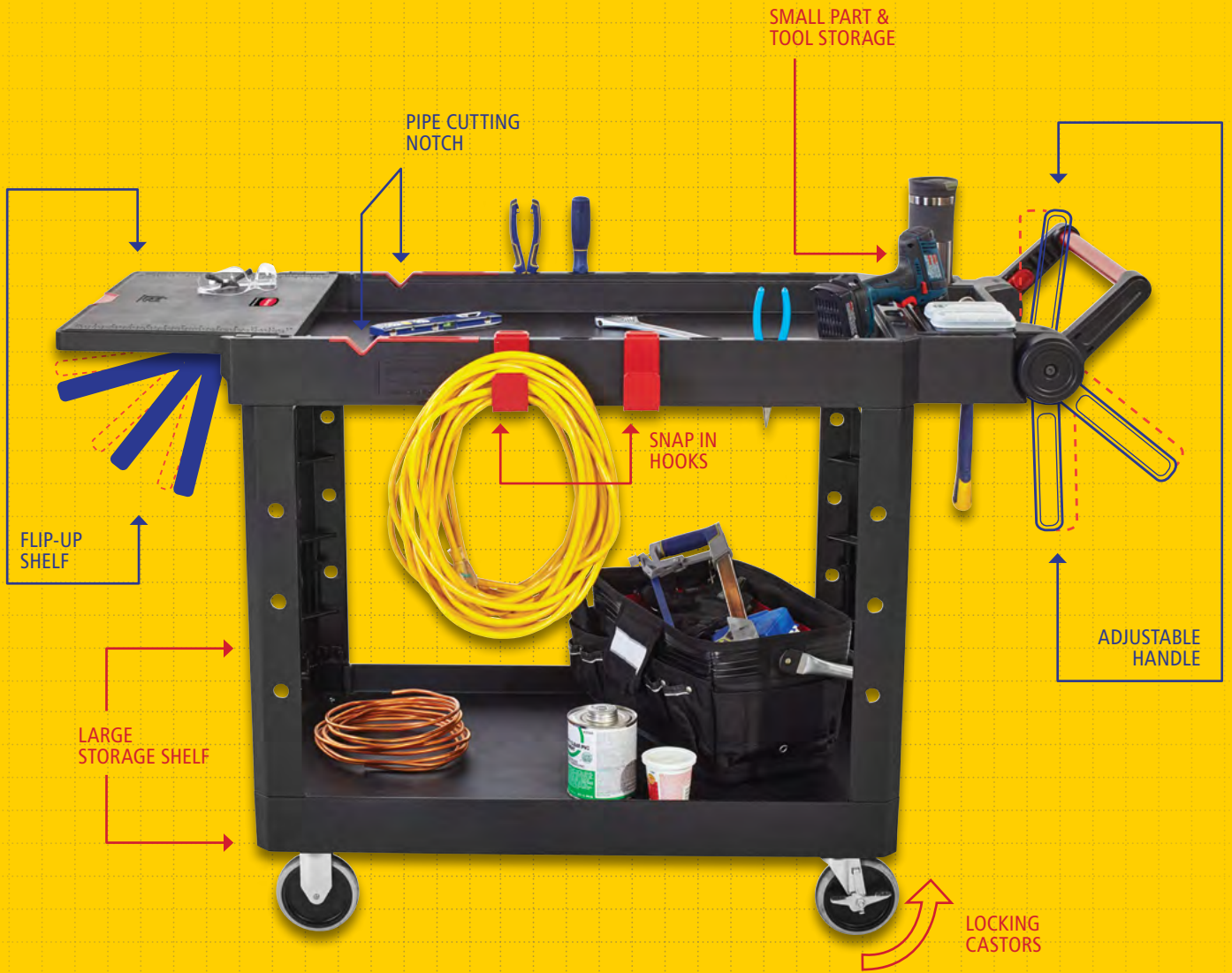





Rubbermaid

Commercial Products



# HEAVY DUTY ADAPTABLE CART

**UTILITY CARTS CARRY SUPPLIES OF ALL SHAPES AND SIZES.** Being able to easily organise items and use the cart as a work station helps workers prepare for and complete the job. The new Heavy Duty Adaptable Cart from Rubbermaid Commercial Products provides superior versatility for tackling whatever task is at hand.





# BUILT TO ADAPT TO YOUR NEEDS

The new Heavy Duty Adaptable Cart reduces the need for time-consuming user modifications, with a variety of integrated features that make the job easier.

1800 639 355



# HANDLES ANY JOB



## ADJUSTS TO 4 POSITIONS

Variety of positions to accommodate users of all heights for improved control and comfort.



## UNOBSTRUCTED SURFACE

Placing the handle in the flat or down position makes moving oversized items easier.



## COMPACT STORAGE

Handle can rotate to be flush against the cart for easy storage.



**ERGONOMIC COMFORT**  
Variable grip handle provides superior control and manoeuvrability.

# MOBILE WORK SOLUTIONS SAVE TIME



## FLIP-UP SHELF

Eliminates the need to clear top shelf contents for work space. Perfect for laptop use or small part assembly.



## CONVERTIBLE TOP SHELF

Supports 12mm piece of plywood to adapt top shelf into flat work surface for larger items and tasks.



## PIPE CUTTING NOTCH

Prevents pipe or conduit from rolling when cutting. For additional security, place clamp through the larger slot.



**MAKE THE MOST OF YOUR CART**  
Utilise all areas of the cart for a multi-use workstation.

# BUILT IN ORGANISATION



## SLOTS AROUND RIM

Accommodate small hand tools like wrenches, pliers, or screwdrivers for quick, easy access.



## SMALL PART AND TOOL STORAGE

Keep hardware and tools organised for quick retrieval. Tablet and cup holder also included.



## SNAP-IN HOOKS

Keep tools within reach with multiple slot locations along the rim.

**INCREASED ACCESSIBILITY**

Quickly locate everything needed for the job.



# SECURE THE CART AND ITS CONTENTS



## LOCKING CASTORS

Stabilise the cart when used as a work surface or when stopped on uneven surfaces.



## WIRE SPOOL STORAGE

Holes in the legs of the cart provide easy storage for wire spools and other rolled goods.



## TIE-DOWN LOCATIONS

Easily attach bungee cords or ratchet straps for increased load security, safety, and damage prevention.



**SAFE AND SECURE**

Utilise features to stabilise your load on the move or while working.



**DESIGNED FOR PROFESSIONALS**, RCP's resilient products deliver superior ergonomics, organisation, reliability, and manoeuvrability for turning any job into a more efficient one.

**DURABLE STRUCTURAL FOAM CONSTRUCTION**

**227KG LOAD CAPACITY**

**DEEP POCKET SHELVES**

**SMALL PART STORAGE**

**ERGONOMIC HANDLE**

**V-NOTCH GROOVE FOR PIPE CUTTING**

**WIRE SPOOL STORAGE**

**ADJUSTABLE HANDLE**

**FLIP-UP SHELF**

**ADAPTABLE TOOL STORAGE**

**LIPPED/FLAT TOP CONVERSION**

**LOCKING CASTORS**

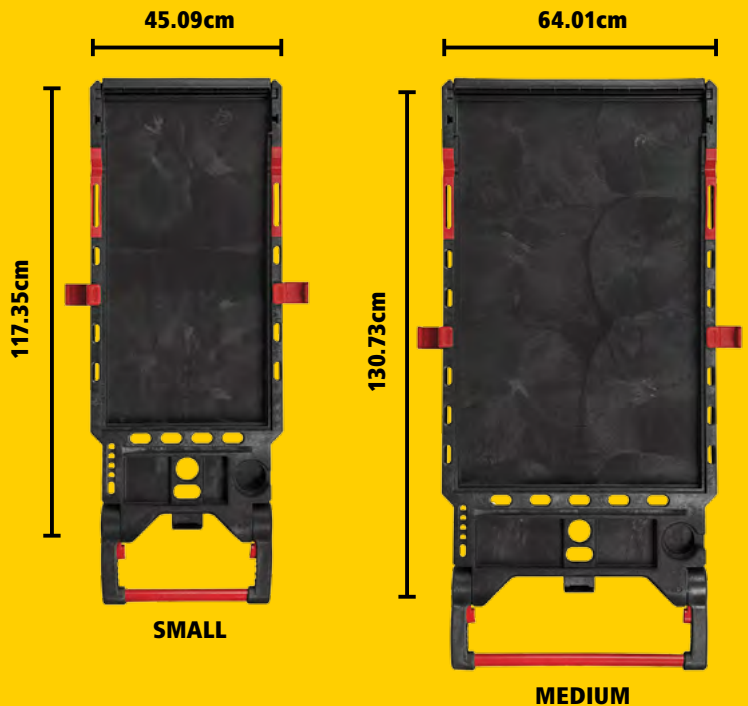


# HEAVY DUTY ADAPTABLE CART

SKU #	DESCRIPTION	SIZE	COLOUR	DIMENSIONS (CM) (L X W X H)	CAPACITY (KG)	TOP	CASTOR TYPE	PACK
1997206	SMALL HEAVY DUTY ADAPTABLE CART	SMALL	BLA	117.35 X 45.09 X 91.44	227	CONVERTIBLE	12.7CM TPR, 2 FIXED, 2 LOCKING SWIVEL	1
1997208	MEDIUM HEAVY DUTY ADAPTABLE CART	MED	BLA	130.73 X 64.01 X 91.44	227	CONVERTIBLE	12.7CM TPR, 2 FIXED, 2 LOCKING SWIVEL	1
1997227	PACK OF 4 ACCESSORY HOOKS		RED		4.5			4
1997230	MEDIUM EXTENDED BASE	MED	BLA	64.39 X 29.62 X 16.51	18			1
FG459300	EXTENSION DRAWER		RED	57.56 X 37.59 X 10.41	18			1
1997371	12.7CM REPLACEMENT CASTOR SET (LOCKING)						12.7CM TPR, 2 FIXED, 2 LOCKING SWIVEL	1
FG4592000000	20.3CM REPLACEMENT CASTOR SET						20.3CM PNEUMATIC, 2 FIXED 2 SWIVEL	1

COLOURS AVAILABLE: ●

SIZES AVAILABLE:



Pneumatic castors handle the heaviest loads while providing a cushioned and quiet ride for more fragile items. Ideal for virtually all surfaces from concrete to gravel, inside and out.



TPR castors absorb shock and provide floor surface protection and quiet operation. Excellent on linoleum, tile, terrazzo, wood, smooth concrete, and carpet.



Extended base can be added to the medium cart for carrying tall objects such as a ladder or box of 120cm fluorescent tubes.



Optional extension drawer can be added under the top shelf for additional storage of small parts and tools.




Pack of 4 accessory hooks

## HEAVY DUTY ERGO CART

SKU #	DESCRIPTION	SIZE	COLOUR	DIMENSIONS (CM) (L X W X H)	CAPACITY (KG)	TOP	CASTOR TYPE	PACK
FG450088	ERGO HANDLE UTILITY CART	SMALL	BLA, BEIG	99 X 45.4 X 84.5	227	LIPPED	12.7CM TPR	1
FG452088	ERGO HANDLE UTILITY CART	MED	BLA, BEIG	111.8 X 64.1 X 99	227	LIPPED	12.7CM TPR	1
FG450500	HD 2-SHELF ERGO HANDLE UTILITY CART	SMALL	BLA	96.2 X 48.7 X 84.6	227	FLAT	12.7CM TPR	1
FG452500	HD 2-SHELF ERGO HANDLE UTILITY CART	MED	BLA, BEIG	111.5 X 65.7 X 84.6	227	FLAT	12.7CM TPR	1

COLOURS AVAILABLE:





©2017 Rubbermaid Commercial Products LLC  
Level 3, 35 Dalmore Drive, Caribbean Park, Scoresby, VIC 3179

To see our complete range of material handling solutions, visit our online catalogue at [rubbermaidcommercial.com.au](http://rubbermaidcommercial.com.au)

